





SUS with internal teeth pin

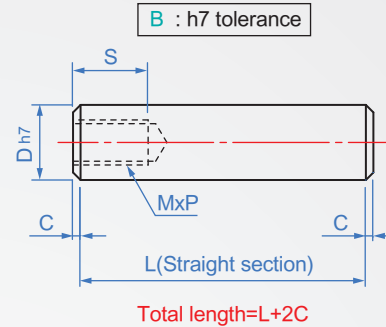
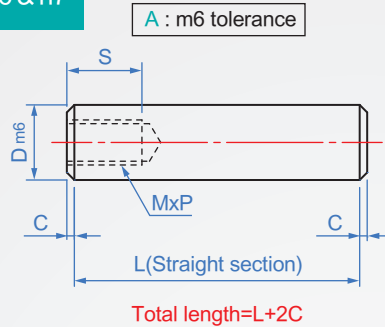
**SU665** tolerance m6 & h7

Material

SUS304

How to order 

    
 SU665 - A - 5 - 15  
TYPE Class D L



1	2		3								unit : mm			
A kind tol m6	B kind tol h7	Class	D		L ( Straight section )						MxP	S	C	
+0.012 +0.004	+0 -0.012	A (m6 tol)	5	15	20	25	30					M3x0.5	5	1
			6	15	20	25	30	35	40			M4x0.7	6	
+0.015 +0.006	+0 -0.015	、	8		20	25	30	35	40	45	50	M5x0.8	7	
			10		20	25	30	35	40	45	50	M6x1.0	10	
+0.018 +0.007	+0 -0.018	B (h7 tol)	12				30	35	40		50	M8x1.25	12	1.5
			13				30	35	40	45	50			