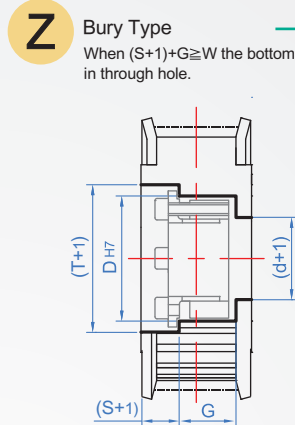
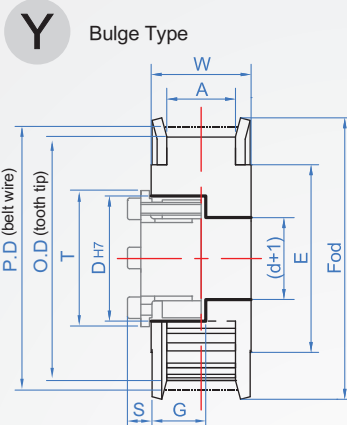


KG-Keyless Pulleys

5GT

Pitch 5mm

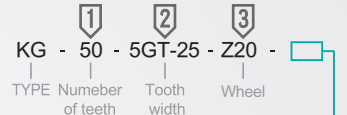


※KG series does not include the power lock. Please select in LP458 series if necessary.



Main Part	Flang	Finish
A6201	Aluminum	AS Clear anodizing
		AB Black anode
		AK Electroless nickel
		AN Electroless nickel
S45C	Iron	TB Black oxide
		TN Electroless nickel

How to order



Material and finish chosen

A6201+Clear anodizing.....	AS
A6201+Black anode.....	AB
A6201+Hard anodized.....	AK
A6201+Electroless nickel.....	AN
S45C+Black oxide.....	TB
S45C+Electroless nickel.....	TN

Number of teeth	Tooth width	Wheel	Type Y Applicable for aperture d				Type Z Applicable for aperture d			Number of teeth	P.D	O.D	E	Fod
			10	15	20	25	15	20	25					
20	5GT-10 (A=11 W=16)	Bulge type Y	8~10	8~10	8~10	8~10	8	8	8	20	31.83	30.69	24	35
22										35.01	33.87	28	40	
24										38.2	37.05	30	42	
25										39.79	38.65		45	
26										41.38	40.24	34	47	
28										44.56	43.42	37	49	
30										47.75	46.6	40	52	
32										50.93	49.79		55	
34										54.11	52.97	44	62	
36										57.3	56.15	45	65	
38	5GT-15 (A=17 W=22)	Bulge type Y	8~19	8~19	8~19	8~10	8~10	8~10	38	60.48	59.34	52.5	67.5	
40									63.66	62.52	71			
42									66.85	65.70	58	71		
44									70.03	68.89	59	73		
46									73.21	72.07	60	80		
48									76.39	75.25	65	83		
50									79.58	78.43		85		
60									95.49	94.35	80	100		
70									111.41	110.27	98	118		
72									114.59	113.45		135		
80	127.32	126.18	110	135										
90	143.24	142.1	120	146										
100	159.15	158.01	130	165										
42	5GT-20 (A=22 W=27)	Bury type Z	8~12	10~25	10~25	8~12	10~22	10~22	42	66.85	65.70	58	71	
44									70.03	68.89	59	73		
46									73.21	72.07	60	80		
48									76.39	75.25	65	83		
50									79.58	78.43		85		
60									95.49	94.35	80	100		
70									111.41	110.27	98	118		
72									114.59	113.45		135		
80									127.32	126.18	110	135		
90									143.24	142.1	120	146		
100	159.15	158.01	130	165										
50	5GT-25 (A=27 W=32)	Bury type Z	10~22	10~30	12~30	10~19	10~25	10~25	50	79.58	78.43	65	85	
60									95.49	94.35	80	100		
70									111.41	110.27	98	118		
72									114.59	113.45		135		
80									127.32	126.18	110	135		
90									143.24	142.1	120	146		
100									159.15	158.01	130	165		

※CheNa can also design and manufacture parts other than the number of teeth and shaft diameter in the above table.

LP458 shaft sleeve size table

	8	10	12	14	15	16	18	20	22	24	25	28	30	32	35	38	40	45	50	55	60	65
d	8	10	12	14	15	16	18	20	22	24	25	28	30	32	35	38	40	45	50	55	60	65
D	21	23	26	28	29	30	32	38	40	42	43	46	48	50	57	60	62	67	72	77	82	87
G	15		18				22		23	24		25		27		28		29				
S	6		6.5				8				8.5			10			10.5		11			
T	23.5	25.5	28.5	30.5	31.5	32.5	34.5	42	44	46	47	50	52	54	62	65	67	72	77	83	87	92